
特点 Features:

- 高触点容量: 17A触点切换能力
High contact switching capability: 17A.
- 可提供符合 IEC 60335-1 要求的产品
Product comply with IEC 60335-1 available.
- 线圈与触点浪涌电压6KV
6KV surge voltage between coil and contact.

触点参数 CONTACT DATA

型号	Model	YX305
触点形式	Contact Arrangement	1A、1B、1C
接触电阻	Contact Resistance	100mΩ Max.
触点材料	Contact Material	银合金 Silver Alloy
额定负载(阻性)	Contact Rating (Res.Load)	17A 277VAC/30VDC ; 20A 125VAC
最大切换电流	Max. Switching Current	20A
最大切换电压	Max. Switching Voltage	277VAC/30VDC
最大切换功率	Max. Switching Power	4700VA/510W
机械寿命	Mechanical endurance	1x10 ⁷ 次 OPS
电气寿命	Electrical endurance	1x10 ⁵ 次 OPS

性能参数 CHARACTERISTICS

吸合时间(额定电压下)	Operate Time (at nomi.volt.)	10ms Max.
释放时间(不带二极管)	Release Time (without diode)	5ms Max.
绝缘电阻	Insulation Resistance	100MΩ Min.(500VDC)
介质耐压	Dielectric Strength	触点与触点间 Between Open Contacts : 1,000VAC, 50/60Hz 1 min.
		触点与线圈间 Between Coil & Contacts: 2,500VAC, 50/60Hz 1 min.
抗振性	Vibration resistance	误动作 Functional: 10~55Hz 双振幅 1.5mm (DA)
		耐久 Destructive: 10~55Hz 双振幅 1.5mm (DA)
抗冲击	Shock resistance	误动作 Functional: 10G Min.
		耐久 Destructive: 100G Min.
环境温度	Ambient Temperature	-40°C~+105°C (不冷凝 No condensation)
重量	Unit Weight	约 Approx. 15g

线圈参数 COIL DATA (at 23°C)

额定电压 Rated voltage (VDC)	额定电流 Rated current ±10%(mA)	线圈电阻 Coil resistance ±10%(Ω)	最大连续外加电压 Max allowable voltage VDC (Max.)	吸合电压 Operate voltage VDC (Max.)	释放电压 Release voltage VDC (Min.)	额定功率 Rated coil power (W)
3	120.0	25	额定电压的 of rated voltage 130 %	额定电压的 of rated voltage 75 %	额定电压的 of rated voltage 5 %	约 approx. 0.36
5	71.5	70				
6	60.0	100				
9	40.0	225				
12	30.0	400				
15	24.0	625				
18	20.0	900				
24	15.0	1,600				
36	10.0	3,600				
48	7.5	6,400				

订货标记示例 ORDERING INFORMATION

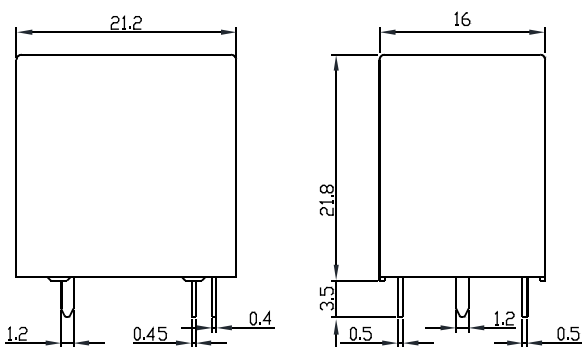
YX305	-S	-1	12	D	M	F	
绝缘系统 Insulation system :		无-标准型, Nil-Standard, F-Class F					
触点形式 Contact form :		无-转换, M-常开, B-常闭 Nil-Form C, M-Form A, B-Form B					
线圈功耗 Coil power :		D-0.36 W					
线圈规格 Coil voltage :		03,05,06,09,12,15,18,24,36,48 (VDC)					
触点组数 Number of poles :		1-1组 1-1 Group					
封装形式 Protective construction :		S-塑封式, SH-防水式 S-Flux proofed, SH-Sealed type					
基本型号 Type designation :		YX305					

外形尺寸、接线图、安装孔位图 (单位: mm)

OUTLINE DIMENSIONS, WIRING DIAGRAM AND PCB LAYOUT (Unit: mm)

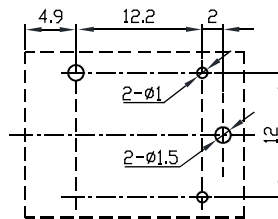
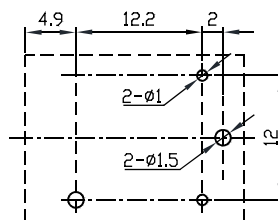
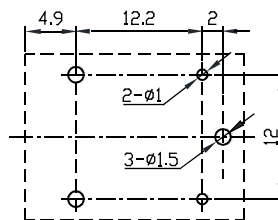
外形尺寸

Outline Dimensions



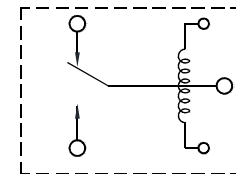
安装孔位图 (底视图)

PCB Layout (Bottom View)

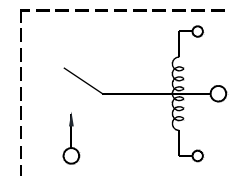


接线图 (底视图)

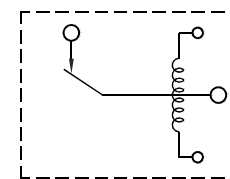
Wiring Diagram (Bottom View)



转换型
1 Form C



常开型
1 Form A



常闭型
1 Form B

注 Remark :

1.未标注尺寸公差

Unmarked dimensional tolerance

≤1mm: ±0.2mm ;

(1~5)mm: ±0.3mm ;

≥5mm: ±0.4mm.

2.安装孔尺寸公差: ±0.1mm.

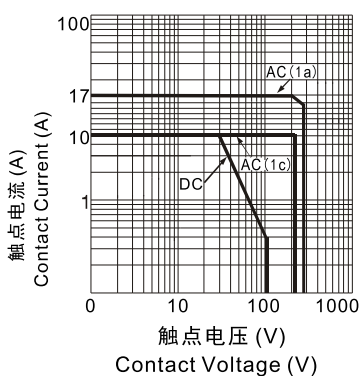
The tolerance of PCB layout is always: ±0.1mm.

3.引出脚尺寸为预焊前尺寸.

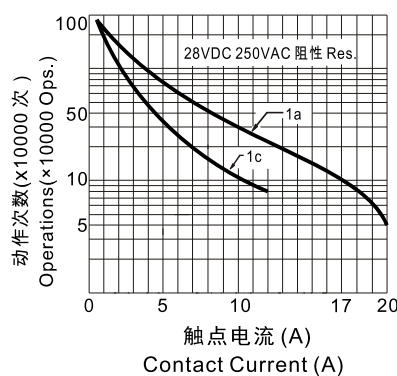
Extended terminal dimension is dimension before soldering.

性能曲线图 CHARACTERISTIC CURVES

最大切换功率
Max. Switching Power



寿命曲线
Endurance Curve



线圈温升
Coil Temperature Rise

